



**Republic of Senegal**  
**One People – One Goal – One Faith**



**Ministry of Health  
and Public Hygiene**

# **NATIONAL MULTISECTORAL BUDGETED PLAN SRS**

## **(RESOURCE MOBILIZATION)**

# **SENEGAL**

**Dakar, January 12, 2026**

# Plan

- SRS Implementation Plan
- Strategic Priorities
- SRS Project Budget
- Resource Mobilization Strategies
- SRS Implementation Scenarios
- Current Status and Level of Certainty of Funding

# SRS Implementation Plan

## (Births, Deaths, and Causes of Death)

### Gantt chart

Phases	Areas	2026	2027	2028	2029
Phase 1: Pilot	Kédougou and Kolda				
Phase 2: Expansion	2 + 5 regions				
Phase 3: Generalization	7 + 7 other regions				

# Strategic Focus Areas

Table I: Strategic priorities and lines of action for SRS, Senegal 2026–2029

Areas	Areas of Action
1. Governance and Coordination	1.1. Establish an effective multisectoral coordination mechanism
	2.1. Ensure the complete and secure digitization of SRS tools and processes
2. Data Collection and Analysis	2.2. Ensure the continuous collection of data related to vital events in SRS intervention areas
	2.3. Support the community-based SRS system with equipment and logistics
	2.4. Strengthen the capacity of stakeholders to implement the SRS project
	3.1. Ensure the support of community leaders in the implementation of the SRS
3. Community Engagement (Participation)	3.2. Support community awareness of the SRS strategy
	4.1. Ensure regular monitoring of SRS implementation
4. Monitoring and evaluation	4.2. Evaluate SRS project interventions

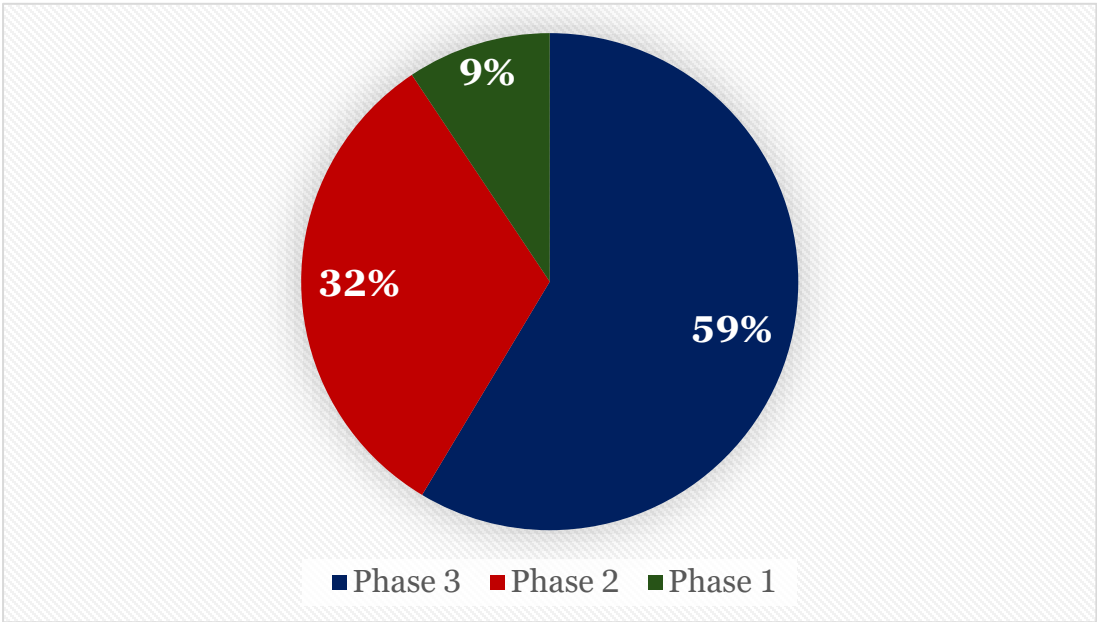
# SRS PROJECT BUDGET

Table II: Budget by SRS phase

Phases	Amount in USD	Amount in XOF
Phase 1	1,658,629	928,563,683
Phase 2	5,681,622	3,180,789,696
Phase 3	10,382,791	5,812,684,077
Total	17,723,041	9,922,037,455

1 USD = 559.83 CFA francs

Figure 1: Budget per SRS phase



# Budget analysis

- Axis 1 – Data collection and analysis
- Axis 2 – Community engagement (participation)
- Axis 3 – Governance and coordination
- Axis 4 – Monitoring and evaluation

**PHASE 1**

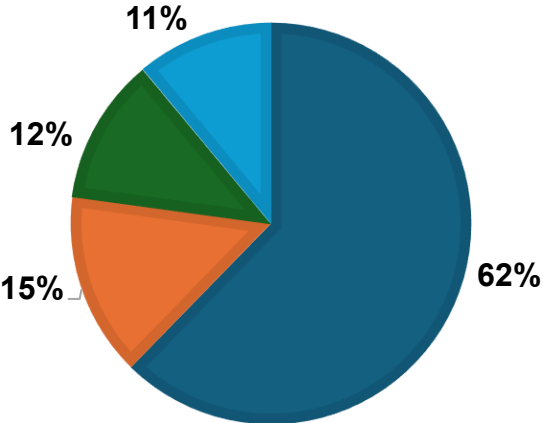


Figure 2: Phase 1: Budget allocation in %, by axis (N= 928,563,683 CFA francs, or \$1,656,629)

**PHASE 2**

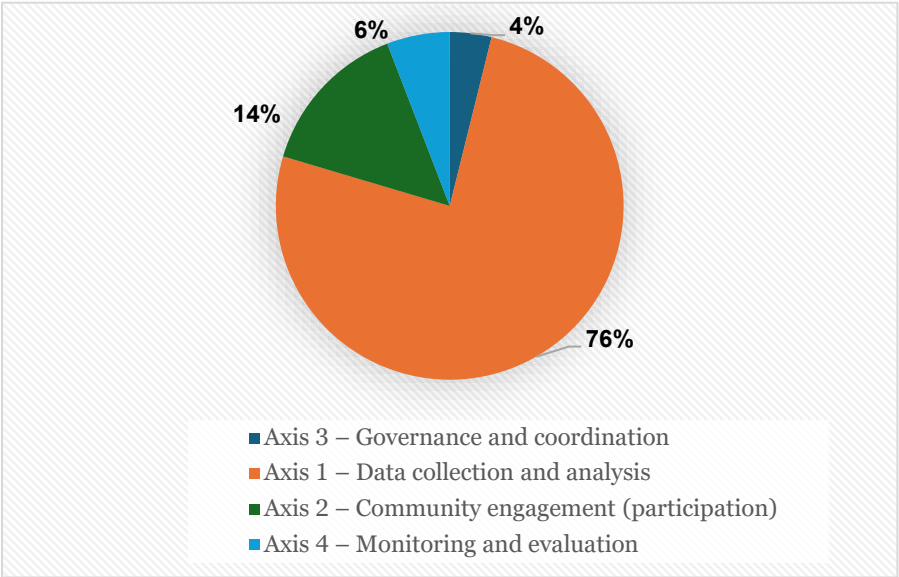


Figure 3: Phase 2: Budget allocation in %, by axis (N= 3,180,789,696 CFA francs or \$5,681,622)

**PHASE 3**

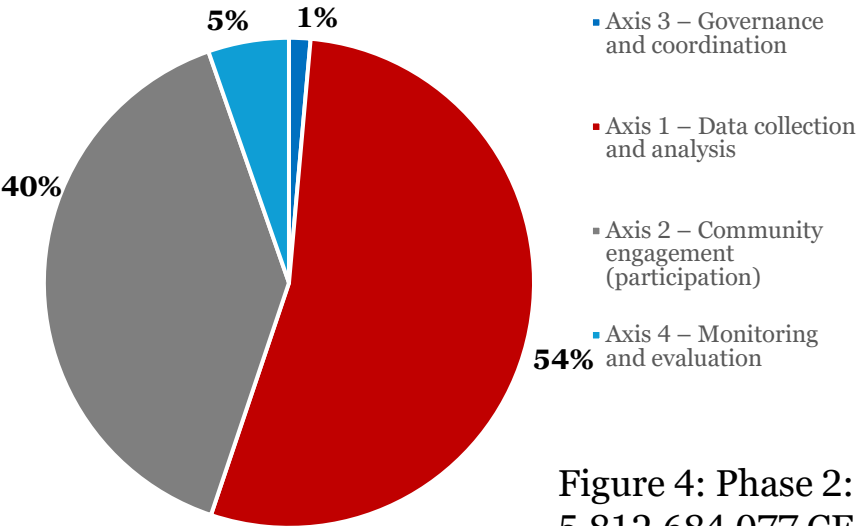


Figure 4: Phase 2: Budget allocation in %, by axis (N= 5,812,684,077 CFA francs or \$10,382,791)

# Budget analysis

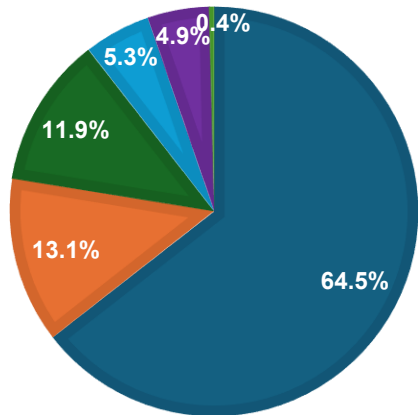
**Table III: SRS budget by source of funding**

Sources	Amount in CFA francs	Amount in USD	Proportion
Gates Foundation	4,162,232,121	7,434,814	41.9
Other partners	2,487,805,489	4,443,859	25.1
ST Buffet Foundation	1,307,059,085	2,334,743	13.2
BM_Pandemic_Fund	855,796,811	1,528,673	8.6
State/MSHP	338,484,726	604,621	3.4
UNICEF	259,448,602	463,442	2.6
BM_PfoR	167,245,370	298,743	1.7
Expertise France	159,904,171	285,630	1.6%
Vital Strategies	72,677,505	129,821	0.7
Africa CDC	66,978,327	119,640	0.7
State/MUCTAT	39,949,644	71,360	0.4
WHO	7,890,069	14,094	0.1
BM_PHASAOOC	3,305,895	5,905	0.0
State/MEPC	600,000	1,072	0.0
Total	9,922,037,455	17,723,304	100.0

# Budget analysis

■ Gates Foundation  
■ State/MSHP  
■ BM\_Pfor  
■ ST Buffet Foundation  
■ BM\_Pandemic\_fund  
■ BM\_PHASAO

## PHASE 1



## PHASE 2

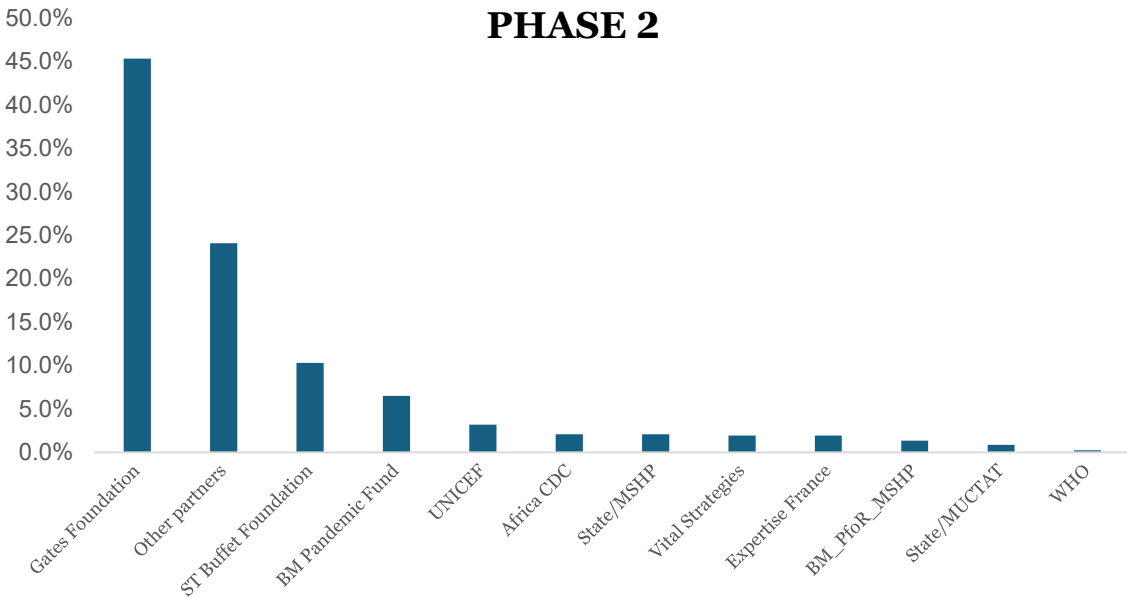


Fig. 5: Budget breakdown by funding source, **Phase 1** (N=\$1,658,629)

Fig. 6: Budget breakdown by funding source, **Phase 2** (N=5,681,622 USD)

## PHASE 3

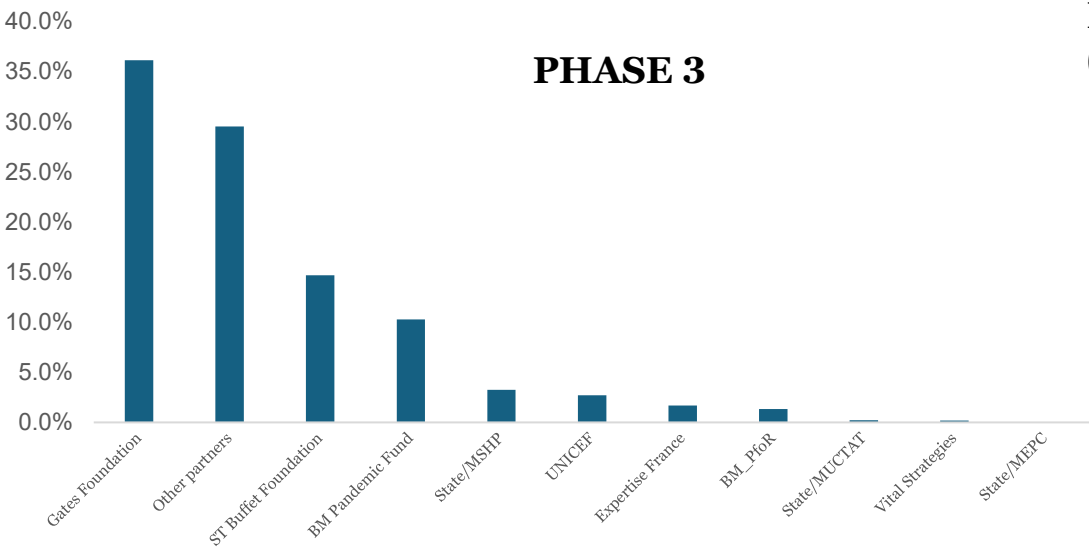


Fig. 7: Budget breakdown by funding source, **Phase 3** (N=10,382,791 USD)

# Resource Mobilization Strategies

## ❖ Integration into national priorities

- Inclusion of the SRS in the *MSHP Program Budget* (lines dedicated to the DPRS)
- Alignment with the *SNIS Strategic Plan 2027-2031* and the modernization of civil registration
- Mobilization of decentralized budgets: DRS, districts, municipalities, CDS
- Gradual integration into recurring budget lines: HR, training, supervision, digitization.

## ❖ Ensuring sustainability

- Make the SRS an **institutionalized system**, gradually financed by the State
- Strengthen national ownership through integration into DHIS2

# Resource Mobilization Strategies

## ❖ Targeted Commitment of PTFs

Each partner receives an *investment note* (narrative + budget + expected results).

- **Bill & Melinda Gates Foundation:** priority support for the pilot phase (64.5% of the initial budget).
- **World Bank (PfoR and PHASAOC):** digitization, secure hosting.
- **Buffett Foundation:** data quality, training, supervision.
- **Vital Strategies:** AV, causes of death, analysis, dissemination (Phase 2)
- **UNICEF:** community mobilization, birth registration (Phase 2).
- **Expertise France:** capacity building, maternal/demographic health (Phase 2)

## ❖ Co-financing and advocacy

### ▪ State–PTF co-financing:

- State → governance, coordination, supervision, HR.
- PTF → digital tools, training, data collection, interoperability.

- National round table + regular dissemination of results to maintain donor commitment

# SRS Implementation Scenarios

**Three possible scenarios:**

## **1.Scenario 1 – Full implementation (optimal funding)**

- National implementation **in three phases as planned** (2026–2029).
- Full maintenance of national sampling (1,310 DR).
- Simultaneous deployment of AVs, digitization, DHIS2–CRVS interoperability.
- Accelerated integration of the SRS into the SNIS and digital RNEC.

## **2. Scenario 2 – Intermediate implementation (partial funding)**

- Phase 1 unchanged (Kolda, Kédougou).
- Phase 2 reduced: 3 regions instead of 5.
- Phase 3 spread over 2028–2032 with funding from the state budget
- Priority given to regions with high mortality and low death registration rates.

## **Scenario 3 – Minimal Implementation (limited funding)**

- Phase 1 unchanged.
- Phase 2 postponed or limited to 2 regions.
- No generalization before confirmation of additional funding
- Streamlined AV + partial digitization (SRS Tracker only)

# Current status \_ level of certainty of funding

Phases	Amount in dollars	Share to be mobilized BMGF	Buffett share	World Bank Pandemic Fund share	World Bank PforR share	World Bank PHASAOC share	State share	France Expertise share	Other PTFs
Phase 1	1,658,629	64.5	13.1	5.3	4.9	0.4	11.9	-	-
Phase 2	5,681,622	45.3%							
Phase 3	10,382,791	36.2							
Total	17,723,041	7,434,814							


**NB:** Commitment from PTFs (UNICEF, Expertise France, World Bank, FAH, etc.) starting in 2027, with the possibility of mobilizing more than 40% of the budget for the two phases outside of state funding.



# THANK YOU FOR YOUR ATTENTION



Ministry of Health  
and Public Health



BILL & MELINDA  
GATES foundation

Bloomberg  
Philanthropies

DATA FOR  
HEALTH INITIATIVE

